




**Napoleon Fire and Rescue Department
2017 Annual Report**

Mission Statement:

The goal of the **Napoleon Fire-Rescue Department** is to provide the highest level of life and property safety possible, through the extension of: **public education, emergency medical, fire prevention and fire suppression** services in accordance with local and nationally accepted standards operating guidelines and procedures.

Fire Chief's Message



The City of Napoleon's Fire and Rescue Department (NFD) provides Fire and Emergency Medical Services to the residents of Napoleon as well as portions of Harrison, Freedom, Flatrock and Napoleon Townships. Beginning in 2018 Napoleon Fire & Rescue began providing emergency medical services to the Village of Florida. Our total contracted area encompasses approximately 53 square miles and provides service to roughly 12,000 people. Napoleon Fire & Rescue department is a combination department consisting of full and part time employees. All full-time employees are trained Paramedics, Firefighters, Fire Inspectors, and Haz-Mat Technicians. Part-time employees training ranges from EMT-Basic to Paramedic and volunteer fire certification to level 2 firefighter certification. Napoleon Fire & Rescue members are required to maintain these certifications as part of their employment.

Napoleon Fire Department is the only full-service fire and EMS department in Henry County, protecting about 1/3 of the county population. The Department answered 1592 calls for service in 2017 and requested mutual aid response for only seven (7) of those calls. The Department provided mutual aid and Special Team responses for twenty-two (22).

The Napoleon Fire Department maintains an Insurance Service Office (ISO) rating of 4. We are the only department in Henry County that holds this rating. The department's last evaluation was in 2016.

Napoleon Fire Department also provides Hazardous Materials, Water Rescue, and Confined Space response and control services to Henry County and the surrounding areas. The department is part of a state wide emergency response system that allows Napoleon Fire & Rescue to call upon other agencies in the system for assistance as well as aid those who call for our specialized skills.

There were many changes and upgrades throughout 2017. The Department was a recipient of a nearly \$13,000 grant to purchase a fire gear washer, firefighter hoods and firefighter gloves. The department's training facility was completed, and the first open house was held on the grounds.

Napoleon Fire & Rescue Department is committed to keeping its community safe and be an active partner in helping in anyway we can.

Respectfully,

Clayton K. O'Brien
Fire Chief

Table of Contents

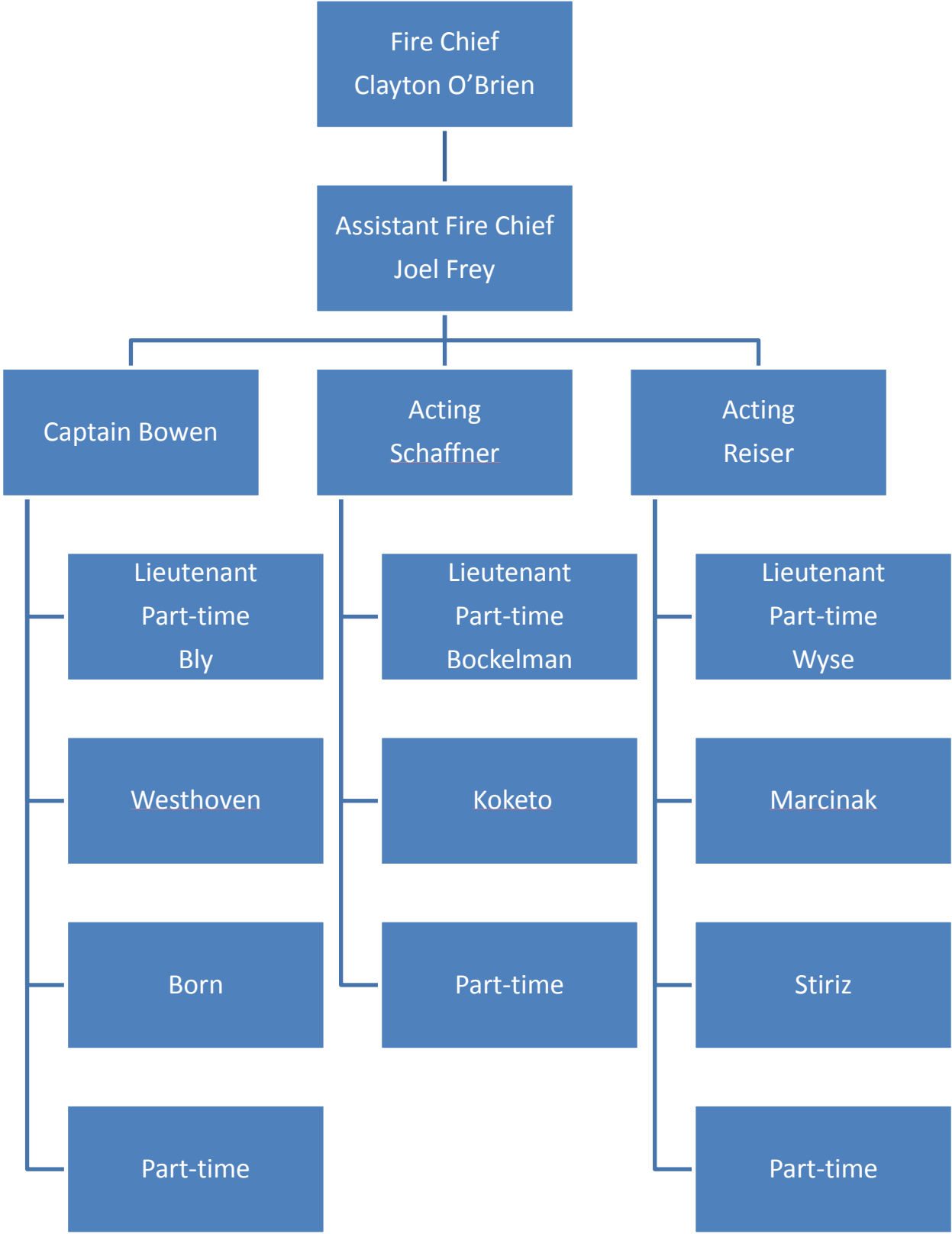
Mission Statement.....	2
Fire Chiefs Message.....	3
Table of Contents.....	4
Organization Chart.....	5-6
Incident Summary.....	7-19
Response Times.....	20-21
Fire Prevention.....	22-30
Training Summary.....	31-34
Public Education	35-38
Accomplished Goals.....	39
Future Goals.....	40

Napoleon Fire & Rescue's organizational chart consist of thirty employees. This number is down from 2017. These employees range from fire chief to firefighter and are either full-time or part-time. Napoleon Fire & Rescue is allotted up to 50 positions within its ranks. Currently 80% of the membership is part-time employees.

All members are part of the Napoleon Fireman's Association and the full-time members are also part of the International Association of Firefighters.

Napoleon Fire & Rescue hired one (1) full-time employee in 2017.

There were two promotions in 2017. Colton Bly and Jamie Wyse among our part-time ranks were promoted to Lieutenant.



Napoleon Fire Department

Napoleon, OH

This report was generated on 1/8/2018 9:42:42 AM



Incident Statistics

Start Date: 01/01/2017 | End Date: 12/31/2017

INCIDENT COUNT			
INCIDENT TYPE		# INCIDENTS	
EMS		1426	
FIRE		166	
TOTAL		1592	
TOTAL TRANSPORTS (N2 and N3)			
APPARATUS	# of APPARATUS TRANSPORTS	# of PATIENT TRANSPORTS	TOTAL # of PATIENT CONTACTS
0	0	0	0
800A	0	0	1
801	82	98	99
802	299	328	332
804	855	1050	1066
807	0	1	1
TOTAL	1236	1477	1499
PRE-INCIDENT VALUE		LOSSES	
\$885,000.00		\$117,800.00	
CO CHECKS			
424 - Carbon monoxide incident		2	
736 - CO detector activation due to malfunction		1	
TOTAL		3	
MUTUAL AID			
Aid Type		Total	
Aid Given		22	
Aid Received		7	
OVERLAPPING CALLS			
# OVERLAPPING		% OVERLAPPING	
268		16.83	
LIGHTS AND SIREN - AVERAGE RESPONSE TIME (Dispatch to Arrival)			
Station	EMS	FIRE	
Station 800	0:04:52	0:07:29	
AVERAGE FOR ALL CALLS		0:05:15	

Only Reviewed Incidents included. CO Checks only includes Incident Types: 424, 736 and 734. # Apparatus Transports = # of incidents where apparatus transported. # Patient Transports = # of PCR with disposition "Treated, Transported by EMS". # Patient Contacts = # of PCR contacted by apparatus. This report now returns both NEMSIS 2 & 3 data as appropriate.

LIGHTS AND SIREN - AVERAGE TURNOUT TIME (Dispatch to Enroute)

Station	EMS	FIRE
Station 800	0:01:29	0:03:33
AVERAGE FOR ALL CALLS		0:01:48
AGENCY		AVERAGE TIME ON SCENE (MM:SS)
Napoleon Fire Department		23:25

Only Reviewed Incidents included. CO Checks only includes Incident Types: 424, 736 and 734. # Apparatus Transports = # of incidents where apparatus transported. # Patient Transports = # of PCR with disposition "Treated, Transported by EMS". # Patient Contacts = # of PCR contacted by apparatus. This report now returns both NEMSIS 2 & 3 data as appropriate.

Napoleon Fire Department

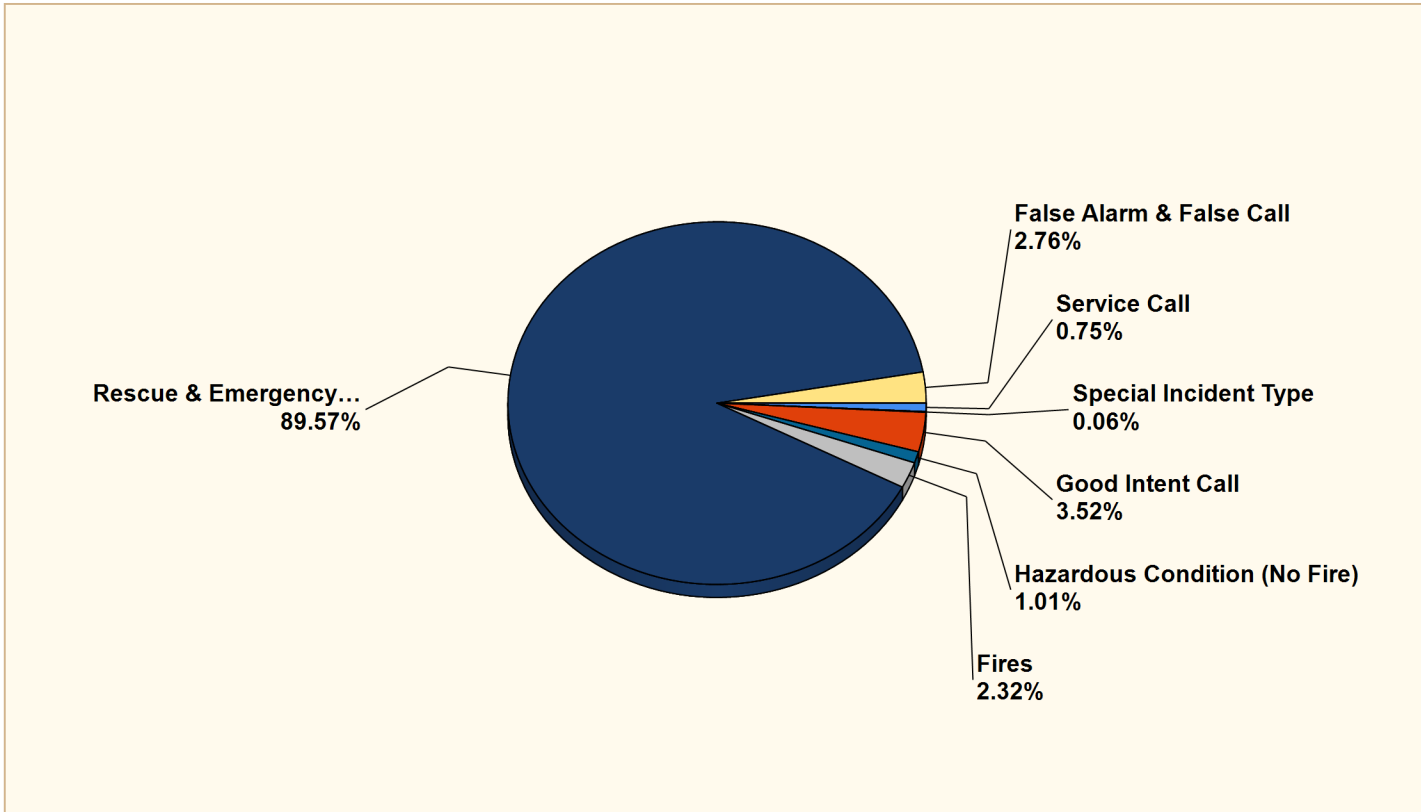
Napoleon, OH

This report was generated on 1/8/2018 9:45:23 AM



Breakdown by Major Incident Types for Date Range

Zone(s): All Zones | Start Date: 01/01/2017 | End Date: 12/31/2017



MAJOR INCIDENT TYPE	# INCIDENTS	% of TOTAL
Fires	37	2.32%
Rescue & Emergency Medical Service	1426	89.57%
Hazardous Condition (No Fire)	16	1.01%
Service Call	12	0.75%
Good Intent Call	56	3.52%
False Alarm & False Call	44	2.76%
Special Incident Type	1	0.06%
TOTAL	1592	100.00%

Only REVIEWED incidents included. Summary results for a major incident type are not displayed if the count is zero.

Detailed Breakdown by Incident Type

INCIDENT TYPE	# INCIDENTS	% of TOTAL
111 - Building fire	13	0.82%
112 - Fires in structure other than in a building	3	0.19%
113 - Cooking fire, confined to container	2	0.13%
118 - Trash or rubbish fire, contained	1	0.06%
123 - Fire in portable building, fixed location	1	0.06%
130 - Mobile property (vehicle) fire, other	1	0.06%
131 - Passenger vehicle fire	3	0.19%
132 - Road freight or transport vehicle fire	1	0.06%
140 - Natural vegetation fire, other	3	0.19%
142 - Brush or brush-and-grass mixture fire	2	0.13%
143 - Grass fire	1	0.06%
150 - Outside rubbish fire, other	1	0.06%
151 - Outside rubbish, trash or waste fire	1	0.06%
160 - Special outside fire, other	2	0.13%
161 - Outside storage fire	1	0.06%
162 - Outside equipment fire	1	0.06%
300 - Rescue, EMS incident, other	69	4.33%
311 - Medical assist, assist EMS crew	14	0.88%
320 - Emergency medical service, other	125	7.85%
321 - EMS call, excluding vehicle accident with injury	1137	71.42%
322 - Motor vehicle accident with injuries	69	4.33%
324 - Motor vehicle accident with no injuries.	11	0.69%
381 - Rescue or EMS standby	1	0.06%
400 - Hazardous condition, other	1	0.06%
410 - Combustible/flammable gas/liquid condition, other	1	0.06%
411 - Gasoline or other flammable liquid spill	2	0.13%
412 - Gas leak (natural gas or LPG)	6	0.38%
413 - Oil or other combustible liquid spill	1	0.06%
424 - Carbon monoxide incident	2	0.13%
441 - Heat from short circuit (wiring), defective/worn	1	0.06%
442 - Overheated motor	1	0.06%
445 - Arcing, shorted electrical equipment	1	0.06%
500 - Service Call, other	4	0.25%
531 - Smoke or odor removal	3	0.19%
542 - Animal rescue	1	0.06%
550 - Public service assistance, other	2	0.13%
553 - Public service	1	0.06%
571 - Cover assignment, standby, moveup	1	0.06%
600 - Good intent call, other	4	0.25%
611 - Dispatched & cancelled en route	38	2.39%
622 - No incident found on arrival at dispatch address	5	0.31%
650 - Steam, other gas mistaken for smoke, other	1	0.06%
651 - Smoke scare, odor of smoke	5	0.31%
671 - HazMat release investigation w/no HazMat	3	0.19%
700 - False alarm or false call, other	18	1.13%
710 - Malicious, mischievous false call, other	1	0.06%
714 - Central station, malicious false alarm	1	0.06%
731 - Sprinkler activation due to malfunction	3	0.19%
733 - Smoke detector activation due to malfunction	5	0.31%
734 - Heat detector activation due to malfunction	2	0.13%
735 - Alarm system sounded due to malfunction	2	0.13%
736 - CO detector activation due to malfunction	1	0.06%
740 - Unintentional transmission of alarm, other	3	0.19%
743 - Smoke detector activation, no fire - unintentional	3	0.19%
744 - Detector activation, no fire - unintentional	1	0.06%

Only REVIEWED incidents included. Summary results for a major incident type are not displayed if the count is zero.

Detailed Breakdown by Incident Type

INCIDENT TYPE	# INCIDENTS	% of TOTAL
745 - Alarm system activation, no fire - unintentional	4	0.25%
900 - Special type of incident, other	1	0.06%
TOTAL INCIDENTS:	1592	100.00%

Only REVIEWED incidents included. Summary results for a major incident type are not displayed if the count is zero.

Napoleon Fire Department

Napoleon, OH

This report was generated on 1/8/2018 9:47:32 AM



Incident Count for All Call Statuses per ALL Actions Taken for Date Range

Start Date: 01/01/2017 | End Date: 12/31/2017

ACTION TAKEN	# INCIDENTS	PERCENTAGE
00 - Action taken, other	11	0.69%
10 - Fire control or extinguishment, other	15	0.94%
11 - Extinguishment by fire service personnel	7	0.44%
12 - Salvage & overhaul	6	0.38%
14 - Contain fire (wildland)	1	0.06%
20 - Search & rescue, other	1	0.06%
21 - Search	4	0.25%
23 - Extricate, disentangle	2	0.13%
24 - Recover body	1	0.06%
30 - Emergency medical services, other	46	2.89%
31 - Provide first aid & check for injuries	83	5.21%
32 - Provide basic life support (BLS)	427	26.79%
33 - Provide advanced life support (ALS)	873	54.77%
34 - Transport person	1090	68.38%
40 - Hazardous condition, other	2	0.13%
42 - HazMat detection, monitoring, sampling, & analysis	6	0.38%
43 - Hazardous materials spill control and confinement	4	0.25%
44 - Hazardous materials leak control & containment	3	0.19%
45 - Remove hazard	1	0.06%
51 - Ventilate	2	0.13%
53 - Evacuate area	1	0.06%
55 - Establish safe area	2	0.13%
58 - Operate apparatus or vehicle	4	0.25%
63 - Restore fire alarm system	3	0.19%
64 - Shut down system	1	0.06%
65 - Secure property	1	0.06%
70 - Assistance, other	7	0.44%
71 - Assist physically disabled	3	0.19%
72 - Assist animal	1	0.06%

This report includes all Incomplete, Complete and Reviewed incidents, NOT just Reviewed Incidents.

ACTION TAKEN	# INCIDENTS	PERCENTAGE
73 - Provide manpower	5	0.31%
74 - Provide apparatus	2	0.13%
75 - Provide equipment	1	0.06%
76 - Provide water	2	0.13%
78 - Control traffic	2	0.13%
81 - Incident command	28	1.76%
82 - Notify other agencies.	2	0.13%
86 - Investigate	72	4.52%
87 - Investigate fire out on arrival	8	0.5%
90 - Fill-in, standby, other	1	0.06%
92 - Standby	7	0.44%
93 - Cancelled en route	38	2.38%
TOTAL:	2776	

This report includes all Incomplete, Complete and Reviewed incidents, NOT just Reviewed Incidents.

Napoleon Fire Department

Napoleon, OH

This report was generated on 1/8/2018 9:48:37 AM



Incident Count per User-Defined Fields for Date Range

Start Date: 01/01/2017 | End Date: 12/31/2017

ANSWERS	# INCIDENTS
USER-DEFINED FIELD: Copy of HIPPA info given to patient (Required)	
N/A	290
No	85
Yes	1217

USER-DEFINED FIELD: Call Sequence (Required)	
1st Call	1220
2nd Call	104
3rd Call	12
NET-Non Emergency Transport	256

USER-DEFINED FIELD: HIPPA Form Signed (Required)	
N/A	295
No	36
Yes	1261

USER-DEFINED FIELD: Responded From (Required)	
Hospital	12
On The Air	86
Other Scene	16
Other Undefined	1
Station	1477

USER-DEFINED FIELD: Total Hydrant Water Used	
0	85
150	1
2365	1
250	1
275	1
2995	1
5430	1
7000	1

Only User-Defined values selected in the CUSTOM field of an incident Included. Only REVIEWED incidents included in count.

Napoleon Fire Department

Napoleon, OH

This report was generated on 1/8/2018 9:54:43 AM



Average Turnout Time for Apparatus per Incident Type for Date Range

Apparatus: All Apparatus | Start Date: 01/01/2017 | End Date: 12/31/2017

INCIDENT TYPE	NUMBER OCCURANCE	TURNOUT TIME MM:SS (Dispatch to Enroute)
Apparatus : 800A		
300 - Rescue, EMS incident, other	1	0:00
745 - Alarm system activation, no fire - unintentional	1	2:00
Apparatus : 801		
111 - Building fire	1	0:00
300 - Rescue, EMS incident, other	9	10:53
311 - Medical assist, assist EMS crew	9	10:13
320 - Emergency medical service, other	12	15:45
321 - EMS call, excluding vehicle accident with injury	65	7:16
322 - Motor vehicle accident with injuries	12	9:16
324 - Motor vehicle accident with no injuries.	1	4:56
550 - Public service assistance, other	1	7:00
714 - Central station, malicious false alarm	1	0:00
Apparatus : 802		
111 - Building fire	2	3:45
112 - Fires in structure other than in a building	1	0:00
130 - Mobile property (vehicle) fire, other	1	2:00
131 - Passenger vehicle fire	2	16:37
132 - Road freight or transport vehicle fire	1	9:50
142 - Brush or brush-and-grass mixture fire	1	13:00
160 - Special outside fire, other	1	7:55
161 - Outside storage fire	1	11:26
300 - Rescue, EMS incident, other	44	22:09
311 - Medical assist, assist EMS crew	1	0:00
320 - Emergency medical service, other	105	20:26
321 - EMS call, excluding vehicle accident with injury	187	10:40
322 - Motor vehicle accident with injuries	23	8:46
324 - Motor vehicle accident with no injuries.	1	0:00
400 - Hazardous condition, other	1	0:00
651 - Smoke scare, odor of smoke	1	11:00
671 - HazMat release investigation w/no HazMat	2	0:00
710 - Malicious, mischievous false call, other	1	0:25
731 - Sprinkler activation due to malfunction	1	2:00
Apparatus : 804		
111 - Building fire	7	3:28
112 - Fires in structure other than in a building	2	2:02
113 - Cooking fire, confined to container	2	3:18
118 - Trash or rubbish fire, contained	1	2:00
123 - Fire in portable building, fixed location	1	2:00
131 - Passenger vehicle fire	3	6:46
132 - Road freight or transport vehicle fire	1	0:00
142 - Brush or brush-and-grass mixture fire	1	1:00
143 - Grass fire	1	2:36
150 - Outside rubbish fire, other	1	1:00
151 - Outside rubbish, trash or waste fire	1	2:00
162 - Outside equipment fire	1	1:00

Report calculates the average time difference between DISPATCH and ENROUTE times on Basic Info 4. Only REVIEWED incidents where ENROUTE time is provided are included.

300 - Rescue, EMS incident, other	15	3:32
311 - Medical assist, assist EMS crew	4	5:37
320 - Emergency medical service, other	8	1:30
321 - EMS call, excluding vehicle accident with injury	940	1:14
322 - Motor vehicle accident with injuries	63	1:43
324 - Motor vehicle accident with no injuries.	10	1:40
381 - Rescue or EMS standby	1	1:00
400 - Hazardous condition, other	1	0:00
410 - Combustible/flammable gas/liquid condition, other	1	2:25
411 - Gasoline or other flammable liquid spill	1	1:00
412 - Gas leak (natural gas or LPG)	5	1:33
413 - Oil or other combustible liquid spill	1	4:00
424 - Carbon monoxide incident	2	1:30
441 - Heat from short circuit (wiring), defective/worn	1	1:42
442 - Overheated motor	1	2:00
445 - Arcing, shorted electrical equipment	1	0:00
500 - Service Call, other	3	1:00
531 - Smoke or odor removal	3	1:32
550 - Public service assistance, other	1	1:00
553 - Public service	1	0:00
600 - Good intent call, other	3	1:40
622 - No incident found on arrival at dispatch address	5	1:00
650 - Steam, other gas mistaken for smoke, other	1	17:26
651 - Smoke scare, odor of smoke	3	3:28
671 - HazMat release investigation w/no HazMat	1	1:00
700 - False alarm or false call, other	14	2:19
731 - Sprinkler activation due to malfunction	2	5:30
733 - Smoke detector activation due to malfunction	5	1:57
734 - Heat detector activation due to malfunction	2	3:25
735 - Alarm system sounded due to malfunction	2	1:38
736 - CO detector activation due to malfunction	1	1:23
740 - Unintentional transmission of alarm, other	2	3:04
743 - Smoke detector activation, no fire - unintentional	3	0:32
744 - Detector activation, no fire - unintentional	1	2:10
745 - Alarm system activation, no fire - unintentional	3	2:06
900 - Special type of incident, other	1	0:00
Apparatus : 805		
111 - Building fire	3	10:20
112 - Fires in structure other than in a building	1	15:00
113 - Cooking fire, confined to container	1	0:00
123 - Fire in portable building, fixed location	1	8:00
151 - Outside rubbish, trash or waste fire	1	4:00
160 - Special outside fire, other	1	0:00
322 - Motor vehicle accident with injuries	1	0:00
410 - Combustible/flammable gas/liquid condition, other	1	0:00
441 - Heat from short circuit (wiring), defective/worn	1	2:28
745 - Alarm system activation, no fire - unintentional	1	9:31
Apparatus : 806		
140 - Natural vegetation fire, other	2	1:17
142 - Brush or brush-and-grass mixture fire	1	3:00
143 - Grass fire	1	2:36
321 - EMS call, excluding vehicle accident with injury	21	1:06
Apparatus : 807		
111 - Building fire	1	28:55
140 - Natural vegetation fire, other	1	0:00
300 - Rescue, EMS incident, other	2	1:00
321 - EMS call, excluding vehicle accident with injury	197	0:56
322 - Motor vehicle accident with injuries	3	1:20

Report calculates the average time difference between DISPATCH and ENROUTE times on Basic Info 4. Only REVIEWED incidents where ENROUTE time is provided are included.

412 - Gas leak (natural gas or LPG)	1	0:00
550 - Public service assistance, other	1	1:00
700 - False alarm or false call, other	1	1:00
Apparatus : 808		
111 - Building fire	8	8:58
112 - Fires in structure other than in a building	3	5:51
131 - Passenger vehicle fire	1	8:00
150 - Outside rubbish fire, other	1	4:00
151 - Outside rubbish, trash or waste fire	1	2:00
412 - Gas leak (natural gas or LPG)	1	9:50
531 - Smoke or odor removal	2	4:00
700 - False alarm or false call, other	2	8:48
731 - Sprinkler activation due to malfunction	1	5:00
733 - Smoke detector activation due to malfunction	3	7:29
734 - Heat detector activation due to malfunction	2	5:59
735 - Alarm system sounded due to malfunction	1	13:47
744 - Detector activation, no fire - unintentional	1	6:36
745 - Alarm system activation, no fire - unintentional	1	2:00
Apparatus : 809		
111 - Building fire	4	5:02
112 - Fires in structure other than in a building	1	2:55
131 - Passenger vehicle fire	1	6:42
140 - Natural vegetation fire, other	1	0:00
142 - Brush or brush-and-grass mixture fire	1	3:00
143 - Grass fire	1	2:36
161 - Outside storage fire	1	11:26
412 - Gas leak (natural gas or LPG)	1	7:44
445 - Arcing, shorted electrical equipment	1	0:00
531 - Smoke or odor removal	1	0:00
671 - HazMat release investigation w/no HazMat	1	0:00
Apparatus : 810		
111 - Building fire	5	4:52
123 - Fire in portable building, fixed location	1	2:00
131 - Passenger vehicle fire	1	0:00
142 - Brush or brush-and-grass mixture fire	1	0:00
321 - EMS call, excluding vehicle accident with injury	13	3:37
322 - Motor vehicle accident with injuries	7	1:02
324 - Motor vehicle accident with no injuries.	2	1:03
412 - Gas leak (natural gas or LPG)	2	0:00
441 - Heat from short circuit (wiring), defective/worn	1	0:29
531 - Smoke or odor removal	2	1:40
622 - No incident found on arrival at dispatch address	1	1:00
651 - Smoke scare, odor of smoke	1	1:04
671 - HazMat release investigation w/no HazMat	1	0:00
700 - False alarm or false call, other	3	1:12
710 - Malicious, mischievous false call, other	1	0:25
733 - Smoke detector activation due to malfunction	2	1:23
735 - Alarm system sounded due to malfunction	1	0:42
740 - Unintentional transmission of alarm, other	2	1:04
745 - Alarm system activation, no fire - unintentional	3	0:51
Apparatus : 811		
111 - Building fire	8	3:34
112 - Fires in structure other than in a building	2	0:30
113 - Cooking fire, confined to container	1	4:12
118 - Trash or rubbish fire, contained	1	2:00
123 - Fire in portable building, fixed location	1	2:00
130 - Mobile property (vehicle) fire, other	1	4:00
131 - Passenger vehicle fire	3	2:00

Report calculates the average time difference between DISPATCH and ENROUTE times on Basic Info 4. Only REVIEWED incidents where ENROUTE time is provided are included.

132 - Road freight or transport vehicle fire	1	7:38
140 - Natural vegetation fire, other	1	6:00
142 - Brush or brush-and-grass mixture fire	1	1:00
150 - Outside rubbish fire, other	1	1:00
151 - Outside rubbish, trash or waste fire	1	2:00
160 - Special outside fire, other	1	7:55
161 - Outside storage fire	1	3:08
162 - Outside equipment fire	1	1:00
320 - Emergency medical service, other	1	0:00
321 - EMS call, excluding vehicle accident with injury	9	0:57
322 - Motor vehicle accident with injuries	39	4:22
324 - Motor vehicle accident with no injuries.	7	2:33
400 - Hazardous condition, other	1	0:00
410 - Combustible/flammable gas/liquid condition, other	1	2:25
411 - Gasoline or other flammable liquid spill	2	4:00
412 - Gas leak (natural gas or LPG)	6	3:07
413 - Oil or other combustible liquid spill	1	4:00
424 - Carbon monoxide incident	1	3:00
441 - Heat from short circuit (wiring), defective/worn	1	1:42
445 - Arcing, shorted electrical equipment	1	0:00
500 - Service Call, other	1	0:00
531 - Smoke or odor removal	3	1:32
542 - Animal rescue	1	0:00
600 - Good intent call, other	2	0:00
622 - No incident found on arrival at dispatch address	1	3:00
650 - Steam, other gas mistaken for smoke, other	1	17:26
651 - Smoke scare, odor of smoke	4	2:36
671 - HazMat release investigation w/no HazMat	1	0:00
700 - False alarm or false call, other	7	2:31
710 - Malicious, mischievous false call, other	1	0:25
731 - Sprinkler activation due to malfunction	3	3:20
733 - Smoke detector activation due to malfunction	5	1:57
734 - Heat detector activation due to malfunction	2	3:25
735 - Alarm system sounded due to malfunction	2	1:38
736 - CO detector activation due to malfunction	1	1:23
740 - Unintentional transmission of alarm, other	2	3:04
743 - Smoke detector activation, no fire - unintentional	3	0:32
744 - Detector activation, no fire - unintentional	1	2:10
745 - Alarm system activation, no fire - unintentional	4	1:57

Report calculates the average time difference between DISPATCH and ENROUTE times on Basic Info 4. Only REVIEWED incidents where ENROUTE time is provided are included.

Napoleon Fire Department

Napoleon, OH

This report was generated on 1/8/2018 9:49:53 AM



Incident Count for Zone for Date Range

Zone: All Zones | Start Date: 01/01/2017 | End Date: 12/31/2017

ZONE	NUMBER OF CALLS
CITYN - City of Napoleon	1102
DEFTWN - Defiance Township	1
FLATWN - Flatrock Township	9
FRETWN - Freedom Township	11
HARTWN - Harison Township	34
LIBTWN - Liberty Township	19
MARTWN - Marion Township	1
MONTWN - Monroe Township	1
NAPTWN - Napoleon Township	123
NET - Non Emergency Transport	279
Other - Other Zone Not Listed	3
RIDTWN - Ridgville Township	4
WASHTWP - Washington Township	5
TOTAL:	1592

Zone information is defined on the Basic Info 3 screen of an incident. This report counts each exposure. Only REVIEWED incidents included.

Napoleon Fire Department

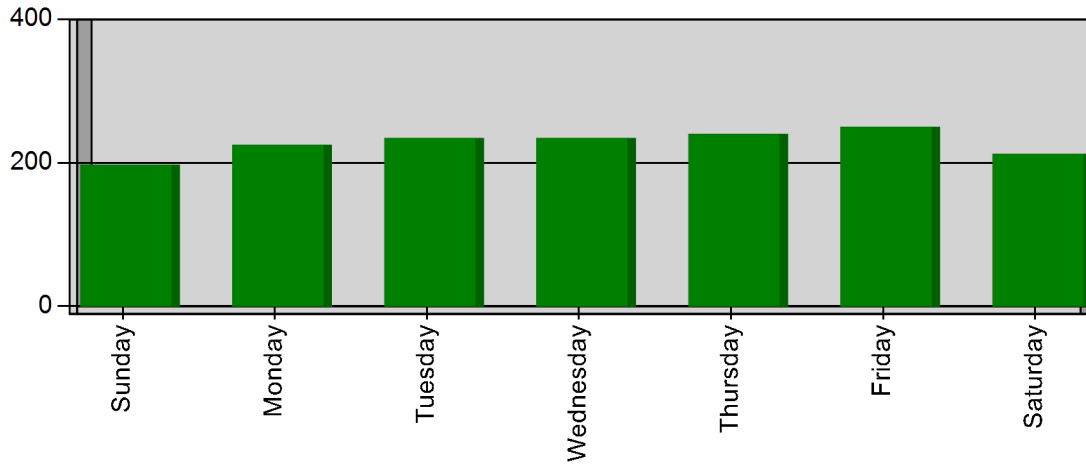
Napoleon, OH

This report was generated on 1/8/2018 9:51:26 AM




Incidents by Day of the Week for Date Range

Start Incident Type: 100 | End Incident Type: 911 | Start Date: 01/01/2017 | End Date: 12/31/2017



DAY OF THE WEEK	# INCIDENTS
Sunday	197
Monday	225
Tuesday	234
Wednesday	234
Thursday	240
Friday	250
Saturday	212
TOTAL	1592



emergencyreporting.com

Doc Id: 1284

Page # 1

Napoleon Fire Department

Napoleon, OH

This report was generated on 1/8/2018 9:53:22 AM



Average Turnout Time (Dispatch to Enroute) per Apparatus for Date Range

Start Date: 01/01/2017 | End Date: 12/31/2017

APPARATUS	TURNOUT TIME (min) (Dispatch to Enroute)
800A	1:00
801	8:47
802	14:22
804	1:24
805	5:49
806	1:15
807	1:04
808	7:09
809	3:53
810	2:01
811	2:57

AVERAGE TURNOUT TIME: 4:31

Report calculates the average time difference between DISPATCH and ENROUTE for each apparatus. Only Incidents where ENROUTE time is provided are included.



**EMERGENCY
REPORTING**

emergencyreporting.com

Doc Id: 681

Page # 1

Napoleon Fire Department

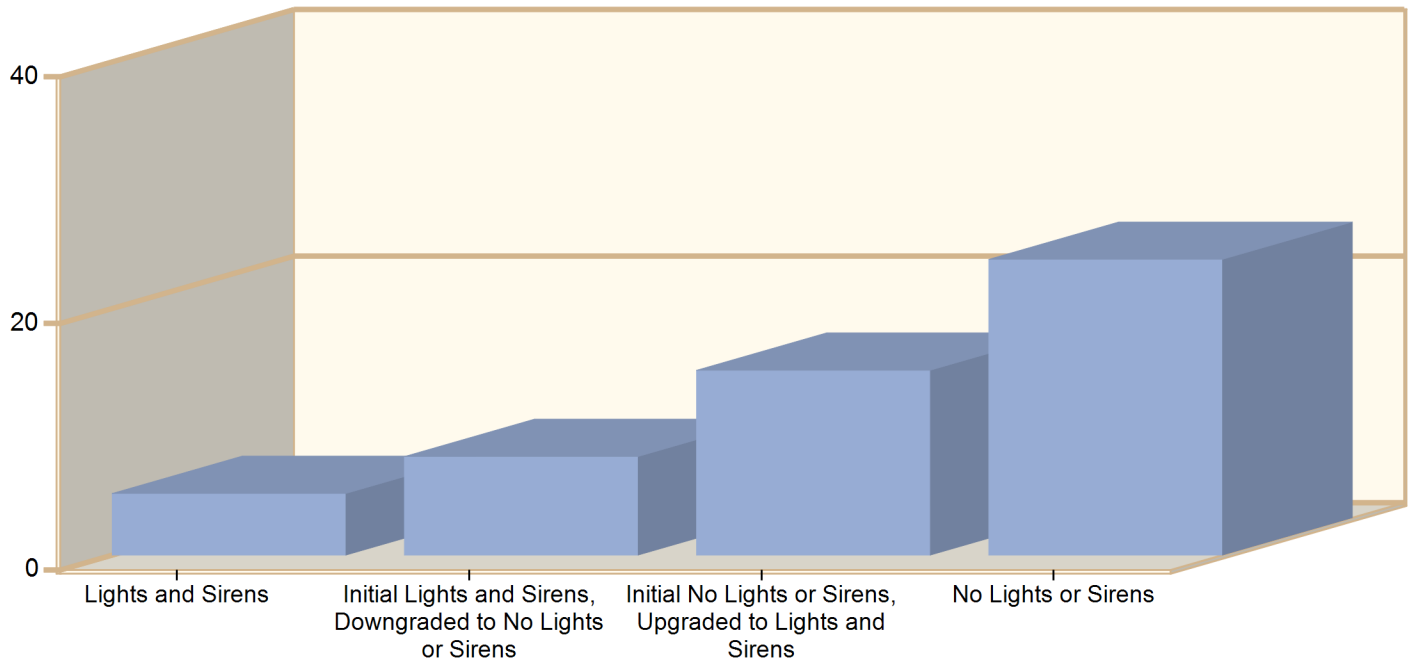
Napoleon, OH

This report was generated on 1/8/2018 9:52:11 AM



Average Response Time per Response Mode for Station for Date Range

Station: All Stations | Start Date: 01/01/2017 | End Date: 12/31/2017



RESPONSE MODE	NUMBER of APPARATUS	AVERAGE RESPONSE TIME in MM:SS (Dispatch to Arrived)
Lights and Sirens	1715	5:15
Initial Lights and Sirens, Downgraded to No Lights or Sirens	11	8:01
Initial No Lights or Sirens, Upgraded to Lights and Sirens	14	15:19
No Lights or Sirens	360	24:54
Total:	2100	8:42

Only REVIEWED incidents included

All Napoleon Fire & Rescue full time firefighters are required to be certified fire safety inspectors.

This certification is an additional class and requires additional continuing education. Certified Fire Safety Inspectors are required to have 30 hours of continued education every 3 years.

There were a total of three hundred and sixty (360) inspections performed by the department in 2017.

Napoleon Fire Department

Napoleon, OH

This report was generated on 1/10/2018 4:00:49 PM



Occupancies Inspected for Date Range

Start Date: 01/01/2017 | End Date: 12/31/2017

OCCUPANCY	ID	ADDRESS	ZONE	LAST INSPECTION
A Renewed Mind		1895 Oakwood AVE		10/30/2017
ADOT Appraisal	0000000024	118 W Washington ST		05/24/2017
Advanced Drainage System	A233	1075 Independence DR	Zone 3	12/06/2017
AG Credit	A476	1485 Scott ST	Zone 2	06/02/2017
Airpacks		265 Riverview		12/10/2017
Aja Behavioral	A578	120 W Washington ST	Zone 1	08/02/2017
All Ohio Shelly Materials INC.	A146	302 E Washington ST	Zone 1	06/26/2017
Allstate	663	240 Lagrange ST	Zone 2	06/02/2017
Alternative Management Resources Inc	682	557 E Riverview AVE	Zone 3	05/24/2017
American Legion Post 300	0000000188	500 Glenwood AVE	Zone 1	06/20/2017
Area Office On Aging Of NW Ohio Inc	0000000226	375 Independence DR		08/24/2017
Audiology Clinic of Northwest	A438	1411 N Scott ST #B	Zone 2	12/20/2017
Autozone	A403	1212 Scott ST	Zone 2	10/26/2017
Avina's Specialties Inc.		116 W Washington ST		11/29/2017
Azul Tequila	A118	601 E Riverview AVE	Zone 3	06/02/2017
B & I TV and Appliance	A291	711 N Perry ST	Zone 1	07/24/2017
B and B Repairs		515 Independence DR #120		03/24/2017
BCI	0000000294	111 W Washington ST		12/19/2017
Beck's Construction	0000000371	621 Trail DR		11/07/2017
Big Boy Family Restaurant	0000000210	1465 N Scott ST	Zone 2	07/25/2017
Big G's	0000000048	299 Appian AVE	Zone 1	08/16/2017
Bokerman-Yackee-Koesters Insurance	0000000390	1223 Scott ST	Zone 2	07/19/2017
Brenda J. Kruse Law Firm	0000000378	1325 Woodlawn AVE		05/24/2017
Brush 806	Brush 806	Station		12/22/2017
Buckeye Building Solutions/Holgate Lumber Co.	A71	500 E Clinton ST	Zone 1	07/25/2017
Buckeye Muffler Shop	A82	184 E Maumee AVE	Zone 1	11/29/2017
Burger King (Carrols)#627	A504	2296 Scott ST	Zone 2	05/13/2017
C.L.A.S.S. Community Living And Support Services	A372	128 ROHRS ST	Zone 1	06/27/2017
Cake Walk	A587	132 W Washington ST	Zone 1	09/27/2017
Carpet Wholesalers LTD	A441	1413 Scott ST	Zone 2	07/19/2017
Cashland	A444	1414 Scott ST #SUITE 120	Zone 2	07/19/2017
Cassie		422 Raymond ST		07/21/2017
Center for Child & Family Advocacy	A144	219 E Washington ST	Zone 1	05/01/2017
Century Link	A42	117 E CLINTON ST	Zone 1	06/15/2017
Century link	A95	375 E Riverview AVE	Zone 1	06/15/2017

Included occupancies are those that have a LOCKED inspection on record for the date range provided.

OCCUPANCY	ID	ADDRESS	ZONE	LAST INSPECTION
Chamber of Commerce	A278	611 N Perry ST	Zone 1	06/27/2017
Chief 810	Chief 810	Station		12/19/2017
Chief Supermarket	A408	1247 Scott ST	Zone 2	11/16/2017
China Dragon	0000000160	1415 N Scott ST		05/13/2017
Chiropractic Center	0000000236	107 W Main ST	Zone 1	09/29/2017
Christ United Methodist Church	A193	1255 Glenwood AVE	Zone 2	07/14/2017
Church of the Nazarene	0000000259	630 Appian AVE		06/21/2017
City of Napoleon Golf Club House	664	521 Glenwood AVE		06/06/2017
Cloverleaf Cold Storage Company	A235	1165 Independence DR	Zone 3	08/18/2017
Cloverleaf Cold Storage Company	A236	1175 Independence DR	Zone 3	07/05/2017
Cloverleaf Cold Storage Company	A246	1800 Industrial DR	Zone 3	06/07/2017
Clubhouse Pizza	A251	250 Lagrange ST	Zone 2	06/02/2017
Collins, Jack	A292	712 N Perry ST	Zone 1	12/28/2017
Community Health Service	A213	407 Independence DR #A	Zone 3	04/05/2017
Cordes Chiropractic Center	A598	1033 W Washington ST	Zone 1	06/20/2017
Cricket wireless		733 N.Perry #110 A/B		09/25/2017
Crossroads Evangelical Church	A25	601 Bonaparte DR	Zone 2	06/05/2017
Custom Agri Systems Inc	0000000051	255 Freedom DR	Zone 3	11/06/2017
Cut Rate Tobacco	0000000199	1205 N Scott ST	Zone 2	09/28/2017
Denise's Honeycomb	A522	651 Strong ST	Zone 1	07/05/2017
Dental Excellence of Napoleon	690	875 Westmoreland AVE	Zone 2	08/16/2017
Details Etc.	0000000417	1320 N Scott ST #260		07/14/2017
Dollar General	A425	1400 Scott ST #Suite 400	Zone 2	09/12/2017
Dollar Tree	A486	1845 Scott ST	Zone 2	10/20/2017
Domino's Pizza	A499	2256 Scott ST	Zone 2	05/13/2017
Donovan John Atty	0000000123	609 N Perry ST		08/16/2017
Downtown marketplace		733 N Perry ST #120		09/22/2017
Dr. George Cochran	A36	1066 Chelsea AVE	Zone 2	11/08/2017
Eddie J's Grille	0000000451	619 N Perry ST		05/23/2017
Edward Jones (Terry Herman)	0000000394	1423 N Scott ST	Zone 2	07/14/2017
Edward Jones Co	0000000262	113 E Clinton ST		10/26/2017
Elks Benevolent & Protective Order	0000000206	126 E Clinton ST	Zone 1	08/29/2017
Emanuel Lutheran Church ELCA	0000000384	810 Scott ST		06/26/2017
Engine 805	Engine 805	Station		12/19/2017
Engine 811	Engine 811	Station		12/31/2017
Epic Vapes	685	1255 Scott ST #370	Zone 2	08/18/2017
Faith Factory	693	534 Appian AVE		11/08/2017
Family Video	A534	125 W Clinton ST	Zone 1	10/24/2017
Famous Hair	A484	1835 Scott ST	Zone 2	07/06/2017
Farmers & Merchants State Bank	A498	2255 Scott ST	Zone 2	08/02/2017
Fastenal Company	A423	1400 N Scott ST #Suite 100	Zone 2	07/14/2017
Filling Home Group Home	461	460 Oxford ST	Zone 1	09/20/2017
Filling Home Group Home	462	890 Harmony LN	Zone 2	09/20/2017

Included occupancies are those that have a LOCKED inspection on record for the date range provided.

OCCUPANCY	ID	ADDRESS	ZONE	LAST INSPECTION
Filling Home house	678	1103 Clairmont AVE		09/20/2017
Filling Homes Community Center	A219	470 Independence DR	Zone 3	09/20/2017
FIRST AMERICAN LOANS	A414	1255 SCOTT ST #STE 380	Zone 2	08/18/2017
First Baptist Church	A253	1304 Lagrange ST	Zone 2	07/12/2017
First Federal Bank	A480	1800 Scott ST	Zone 2	08/02/2017
Flatrock Main and Winery	A584	127 W WASHINGTON ST	Zone 1	08/29/2017
Forrest Auto Supply (NAPA)	0000000344	907 Oakwood AVE		08/24/2017
Forrest Auto Supply (Napa)	A365	172 RAILROAD ST	Zone 1	08/24/2017
Forrest Auto Supply (Napa)	A366	150 RAILROAD ST	Zone 1	08/24/2017
Four County Career Center CBI	0000000258	1026 Chelsea AVE		10/12/2017
Fraternal Order of Eagles	A271	539 N Perry ST	Zone 1	06/07/2017
Frey Clinic of Chiropractic	A211	390 Independence DR	Zone 3	08/02/2017
FRITZ'S TIRE RACK	A465	1441 SCOTT ST	Zone 2	11/27/2017
Frost Insurance Agency Inc.	A389	620 SCOTT ST	Zone 1	08/02/2017
Fruches Health and Wellness Center	A526	620 Trail DR	Zone 2	10/26/2017
Fuel King Travel Center	A238	1270 Independence DR #STE 100	Zone 3	03/28/2017
Funkhouser Motors	FUNK000001	125 W Main ST		09/25/2017
Gas Meter Bump Test		265 E Riverview		12/10/2017
Georges Furniture and Bedding	A429	1405 Scott ST	Zone 2	10/24/2017
Gerken, Fred H	A337	1303 Oakwood AVE	Zone 3	08/24/2017
German Mutual Insurance	A605	1000 Westmoreland AVE	Zone 2	07/31/2017
Go Wireless	695	1859 Scott ST		10/20/2017
Goodwill Industries of NW Ohio	A249	230 Lagrange ST	Zone 2	10/29/2017
GPS Auto Service	A397	950 SCOTT ST	Zone 2	10/24/2017
Group Home - Woodlawn Av	GROU000001	868 Woodlawn AVE	Zone 1	07/26/2017
Group Home- Kolbe St.	674	229 Kolbe ST	Zone 1	08/04/2017
Group Home- W. Main	673	218 W Main ST	Zone 1	08/04/2017
H & R BLOCK	A447	1414 SCOTT ST #SUITE 250	Zone 2	07/13/2017
Hanna & Fisher	0000000356	822 Oakwood AVE		09/28/2017
Harley Davidson Sales Inc.	A3	862 AMERICAN RD	Zone 3	12/22/2017
Hawks Pizza & Drive-Thru	0000000209	402 E Washington ST		09/13/2017
Heinrichs R Jeffrey DDS	0000000242	375 Independence DR #/Suite 110		09/07/2017
Henry County Bank - Main Office	0000000312	122 E Washington ST		09/05/2017
Henry County Bank - North Branch	0000000314	1416 N Scott ST		09/29/2017
Henry County Senior Center	0000000203	203 Rohrs AVE		11/15/2017
Herms Meats	A379	734 S Perry ST	Zone 1	07/21/2017
Hills Family Restaurant	A252	650 Lagrange ST	Zone 2	06/28/2017
Hilvers Jewelry	A299	721 N Perry ST	Zone 1	09/27/2017
Hong Kong Buffett	464	1825 N Scott ST	Zone 2	05/14/2017
Hope Services	A76	135 E Maumee AVE	Zone 1	12/05/2017
Hover 801	Hover 801	Station		10/25/2017
Howard's Motor Sales	681	321 E Riverview AVE		05/24/2017
Ivy League Florist	675	121 W Washington ST	Downtown	09/08/2017

Included occupancies are those that have a LOCKED inspection on record for the date range provided.

OCCUPANCY	ID	ADDRESS	ZONE	LAST INSPECTION
J & B FEED COMPANY	A370	129 REISER ST	Zone 1	08/11/2017
Jehovah's Witnesses	A510	2400 Scott ST	Zone 2	07/14/2017
Jim Conroy	0000000377	928 Woodlawn AVE		12/11/2017
Just stuff		733 Perry #140		09/07/2017
K Mac's Convenience DBA Circle K	A392	777 Scott ST	Zone 1	11/29/2017
Kathryn Karr		91 Valleybrook LN		07/25/2017
KAY'S NAILS	A306	733 N PERRY ST #STE 130	Zone 1	11/27/2017
KFC	0000000064	1406 N Scott ST	Zone 2	05/20/2017
Kids Haven	0000000329	440 Independence DR #100,200,300	Zone 3	04/11/2017
Kinder Kampus Day Care	0000000158	1232 N Scott ST	Zone 2	12/19/2017
KURTZ ACE HARDWARE	A304	726 N PERRY ST	Zone 1	09/07/2017
Ladder 808	Ladder 808	Station		12/28/2017
LANKENAU AND WESCHE	A550	105 W MAIN ST	Zone 1	12/19/2017
Lassus Handy Dandy	A401	1201 Scott ST	Zone 2	12/20/2017
LAUF, JEFFREY S O.D.	A386	606 SCOTT ST	Zone 1	12/19/2017
Leahy's Legacy	A583	125 W WASHINGTON ST	Zone 1	09/28/2017
Legend's Barber Shop	692	510 Appian AVE		11/08/2017
Little Caesars	A456	1424 SCOTT ST	Zone 2	12/19/2017
Living Waters Tabernacle	A570	107 W Washington ST	Zone 1	06/30/2017
M. Kat's Antiques	A391	712 SCOTT ST	Zone 1	09/28/2017
MANAHAN, THOMAS	A282	614 N PERRY ST	Zone 1	09/06/2017
Marcos Pizza	A427	1402 Scott ST	Zone 2	09/28/2017
MASONIC LODGE	A601	1002 WELSTED ST	Zone 1	10/25/2017
Master and Sylvania Driving School	691	733 N Perry ST #130 B		05/02/2017
Maumee Valley Guidance Center	0000000241	407 Independence DR #B	Zone 3	03/24/2017
McDonald's of Napoleon	A481	1805 Scott ST	Zone 2	05/18/2017
Med Box 1		265 Riverview		12/01/2017
Med Box 2		265 Riverview		12/01/2017
Med Box 4		265 Riverview		12/01/2017
Med Cabinet		265 Riverview		12/01/2017
Medic 801	Medic 801	Station		12/31/2017
Medic 802	Medic 802	Station		12/31/2017
Medic 804	Medic 804	Medic 80 Station		12/31/2017
MEISTER, BRAD	A573	115 W WASHINGTON ST	Zone 1	09/28/2017
Meyer Badenhop Insurance Inc.	A618	1333 Woodlawn AVE	Zone 2	08/02/2017
Midwest Community FCU	A459	1429 Scott ST	Zone 2	12/19/2017
Mikes Antiques	0000000297	126 W Washington ST		09/27/2017
Monthly Tornado Siren Check	Sirens	1		11/03/2017
Moose Lodge	0000000194	1381 Oakwood AVE	Zone 3	06/28/2017
MURPHY OIL CORPORATION #6753	A490	1875 SCOTT ST	Zone 2	10/26/2017
Napoleon Chiropractic Clinic	0000000118	620 Monroe ST		07/14/2017
Napoleon Dairy Queen	A610	611 Wood DR	Zone 2	05/20/2017

Included occupancies are those that have a LOCKED inspection on record for the date range provided.

OCCUPANCY	ID	ADDRESS	ZONE	LAST INSPECTION
NAPOLEON MONUMENTS/Divine Inspirations	A281	613 N PERRY ST	Zone 1	09/26/2017
Napoleon Party Mart	0000000191	330 S Perry ST		11/27/2017
NAPOLEON PUBLIC LIBRARY	A538	310 W CLINTON ST	Zone 1	06/15/2017
Napoleon Veternarian Clinic INC	A1	645 American RD	Zone 3	11/29/2017
Nationwide Insurance	0000000282	540 N Perry ST		09/05/2017
New Dimensions	0000000397	1445 N Scott ST #/PO Box #174		10/19/2017
Northwest Capital Financial Group	670	1036 Chelsea AVE	Zone 2	11/08/2017
Northwest Ohio Gymnastics Academy	A189	711 Glenwood AVE	Zone 2	07/20/2017
O'Reilly Auto Parts	A416	1320 Scott ST	Zone 2	07/14/2017
Old Castle Precast	A243	1675 INDUSTRIAL DR	Zone 3	11/29/2017
Out of the Woods Florist	A575	117 W Washington ST	Zone 1	06/26/2017
Pampered Pets Bed & Biscuits	A2	655 AMERICAN RD	Zone 3	11/29/2017
Peace Reformed Church	0000000327	638 Huddle RD		06/26/2017
Peper Law Firm	0000000309	555 Monroe ST		08/29/2017
Petro:2 Shopping Center	AMER000001	900 American RD	Zone 3	11/29/2017
Pilot Travel Centers, MS #6	A5	905 American RD	Zone 3	12/20/2017
Pioneer Quick Lube	A399	1108 Scott ST	Zone 2	11/08/2017
Pizza Hut	A491	2240 Scott ST	Zone 2	05/17/2017
PNC Bank	A287	701 N PERRY ST	Zone 1	08/22/2017
Precious Moments Nursery School	0000000221	303 W Washington ST #Basement		05/26/2017
Presbyterian Church/ Pre school	0000000373	303 W Washington ST	Zone 1	06/28/2017
RAYBURN FINANCIAL SERVICE/EK COMPUTERS INC	A319	816 N PERRY ST	Zone 1	07/14/2017
Raymond and Jamie Rondini		715 Romain AVE		02/20/2017
Recovery Services of NWO	A62	118 E Clinton ST	Zone 1	07/26/2017
Reiser Realty	0000000276	219 W Clinton ST		11/30/2017
Rent-A-Center	A489	1865 Scott ST	Zone 2	12/19/2017
Rite Aid	465	1111 N Scott ST	Zone 2	12/19/2017
River City Recreation	A210	380 Independence DR	Zone 3	04/27/2017
Salon 424	694	305 E Riverview AVE		11/08/2017
Seasons Eating	COLL000095	719 N Perry ST	Zone 1	10/12/2017
Shears	A302	724 N Perry ST	Zone 1	09/02/2017
Snyder Chevrolet	A268	524 N Perry ST	Zone 1	11/29/2017
Snyder-Wesche Funeral Homes & Crematory	0000000385	830 N Scott ST		11/10/2017
Soaring Arts Studio	0000000214	119 W Washington ST	Zone 1	09/20/2017
Spec Building		620 Independence DR	Zone 3	12/20/2017
Speedway #1505	0000000249	904 N Scott ST	Zone 1	12/20/2017
Spenglers	0000000055	713 N Perry ST	Zone 1	09/27/2017
Spin City	SPIN000001	1445 N Scott ST	Zone 2	07/14/2017
St Paul Lutheran School	0000000230	1075 Glenwood AVE		05/02/2017
St. Paul Lutheran Church	A191	1075 Glenwood AVE	Zone 2	08/07/2017
State Farm Insurance Company	0000000218	135 W Washington ST	Zone 1	09/29/2017

Included occupancies are those that have a LOCKED inspection on record for the date range provided.

OCCUPANCY	ID	ADDRESS	ZONE	LAST INSPECTION
Station Fire Extinguishers	Fire Extinguishers	265 W Riverview AVE		12/10/2017
Station Generator	Generator	Station		03/05/2017
STEINER, DARLENE	A439	1412 SCOTT ST	Zone 2	11/29/2017
Subway	A376	402 S PERRY ST	Zone 1	05/14/2017
Subway	A493	2251 Scott ST	Zone 2	06/07/2017
Suzie Q's Tackle and Canoe Shop	A102	523 E RIVERVIEW AVE	Zone 3	08/14/2017
Taco Bell	A608	605 Wood DR	Zone 2	06/28/2017
Tanker 809	Tanker 809	Station		12/29/2017
TC Marketing		1330 N Scott #C		08/18/2017
The Armory Arts and Events Center	0000000319	127 E Clinton ST	Zone 1	12/12/2017
The Butcher Block	688	1425 Scott ST	Zone 2	07/14/2017
The Cabin @ Suzie Q's		535 E Riverview AVE		08/16/2017
THE COUNTRY GOURMET	A585	129 W WASHINGTON ST	Zone 1	09/27/2017
THE HENRY COUNTY BANK	A377	403 S PERRY ST	Zone 1	11/27/2017
THE HUNTINGTON NATIONAL BANK	A537	220 W CLINTON ST	Zone 1	11/27/2017
The Lumber Yard Winery and Supply	A539	118 W Front ST	Zone 1	01/26/2017
Time Staffing	0000000422	1255 N Scott ST #/Suite 360		08/18/2017
TMC	0000000087	910 Third ST	Zone 1	06/12/2017
Together We Can Make A Difference	A300	722 N PERRY ST	Zone 1	09/05/2017
TOMS RECONDITIONING	A564	602 W RIVERVIEW AVE	Zone 1	12/11/2017
Trailers weekly check		Riverview		12/20/2017
Tri-State Medical Supply	0000000450	1255 N Scott ST #340		08/18/2017
Utility 807	Utility 807	Station		12/28/2017
VANAUSDALE PROPERTIES	A460	1431 SCOTT ST	Zone 2	11/03/2017
Verizon Wireless Radio Hospital	A428	1404 Scott ST	Zone 2	07/24/2017
VFW Post 8218	A326	1008 N Perry ST	Zone 3	06/04/2017
Vocke Building	0000000109	733 N Perry ST #/Suite 210		11/27/2017
Wal-Mart Stores Inc	A482	1815 Scott ST	Zone 2	07/01/2017
Welles Bowen Realtors	A54	1006 Dodd ST	Zone 3	11/29/2017
WENDT SHOE STORE	0000000141	725 N Perry ST		09/06/2017
WENDTS SHOE STORE	A301	723 N PERRY ST	Zone 1	09/06/2017
Wendy's Holland Buerk Enterprises	A609	607 Wood DR	Zone 2	05/18/2017
Wesche and Harmon, Ltd. Attorneys at law	A279	612 N Perry ST	Zone 1	12/28/2017
Whittaker Family Dental	0000000380	1330 N Scott ST #B		09/13/2017
Wildcat Barber Shop	A406	1227 Scott ST	Zone 2	07/19/2017
WNDH 103.1 FM	0000000305	709.5 N Perry ST		08/22/2017
Women's Health Services	0000000195	114 E Clinton ST #/Suite 220		06/27/2017
ZIMMERMAN, RANDOULF	A152	605 EUCLID AVE	Zone 1	11/29/2017

of Occupancies Inspected: 242

% Occupancies Inspected: 31.63

Included occupancies are those that have a LOCKED inspection on record for the date range provided.

Napoleon Fire Department

Napoleon, OH

This report was generated on 1/8/2018 10:04:16 AM



StartDate: 01/01/2017 | EndDate: 12/31/2017

OCCUPANCY	COUNT
INSPECTION TYPE: Alarm System Test	
Assembly	1
Factory	1
INSPECTION TYPE: Annual	
Assembly	55
Auto Sales and Maintenance	14
Business Office	89
Church/Places of Worship	4
Day Care	3
Elementary School	2
Factory	2
Hazardous Materials Facility	3
High School	1
Institutional	4
Medical/Dental Office	6
Mercantile	53
Miscellaneous	4
Multiple Occupancy	1
Residential/Hotel/Motel	6
Resturant less than 50 occupancy (B)	10
INSPECTION TYPE: Commercial Cooking	
Resturant less than 50 occupancy (B)	1
INSPECTION TYPE: Complaint	
Assembly	2
Mercantile	1
INSPECTION TYPE: Daily Check	
Miscellaneous	1651
Road	8
INSPECTION TYPE: Fire Protection System Inspection	
Assembly	3
Institutional	2

Locked inspections only.

OCCUPANCY	COUNT
Vacant	2
INSPECTION TYPE: Monthly Check	
Miscellaneous	79
INSPECTION TYPE: Plan Review	
Assembly	1
Elementary School	1
INSPECTION TYPE: Reinspection	
Assembly	19
Auto Sales and Maintenance	2
Business Office	34
Day Care	1
Elementary School	1
Hazardous Materials Facility	3
High School	1
Medical/Dental Office	3
Mercantile	19
Miscellaneous	4
Resturant less than 50 occupancy (B)	3

Locked inspections only.

There were 255 classes members attended throughout the year. Most training is conducted in house by our own fire and EMS instructors, but there were some outside classes attended by members. Classes from the Ohio Fire Academy, Bowling Green State University, and the Ohio Fire Chiefs Association were some of the classes attended. Classes ranged from basic firefighting to Fire Officer and from EMT to paramedic.

Firefighters, EMTs, and Paramedics require an extensive amount of training every year. Firefighters are required to have 56 hours of continuing education every 3 years. EMT's are required to have 40 hours of continuing education every 3 years and paramedics are required to have 86 hours every 3 years. 84% of the Napoleon Fire & Rescue department is cross trained requiring them to meet the requirements for firefighter as well as their respected EMS certification.

Napoleon Fire Department

Napoleon, OH

This report was generated on 1/8/2018 9:56:57 AM



Count of Classes and People by Class Category with Class Hours and Man Hours for Date Range Passed/Failed: Both Passed and Failed | Start Date: 01/01/2017 | End Date: 12/31/2017

Administration Training

	Class Count	Total Class Hours	Count of People	Total Man Hours
	1	1:00	2	2:00
	2	6:00	10	30:00
	2	8:00	6	24:00
	1	7:30	3	22:30
Total :	6	22:30	21	78:30

Fire Training

	Class Count	Total Class Hours	Count of People	Total Man Hours
	4	2:00	35	17:30
	2	1:30	7	5:15
	24	24:00	125	125:00
	1	1:15	5	6:15
	11	16:30	58	87:00
	26	52:00	169	338:00
	8	20:00	42	105:00
	1	2:45	12	33:00
	1	3:00	11	33:00
	1	3:15	6	19:30
	1	3:30	15	52:30
	6	24:00	33	132:00
	1	5:00	5	25:00
	2	11:00	3	16:30
	2	12:00	6	36:00
	1	6:30	2	13:00
	1	7:00	2	14:00
	4	36:00	8	72:00
	1	10:00	2	20:00
Total :	98	241:15	546	1150:30

Inspectors Class

	Class Count	Total Class Hours	Count of People	Total Man Hours
	4	4:00	15	15:00
	3	6:00	3	6:00
	1	4:00	1	4:00
	1	6:00	2	12:00
	1	8:00	2	16:00
Total :	10	28:00	23	53:00

Medical Training

This report lists the actual count of Reviewed classes and the class hours, and the number of people who attended those classes and the total Man Hours for each Class Category

	Class Count	Total Class Hours	Count of People	Total Man Hours
	18	18:00	56	56:00
	2	2:30	10	12:30
	20	30:00	75	112:30
	18	36:00	157	314:00
	7	17:30	26	65:00
	5	13:45	10	27:30
	11	33:00	34	102:00
	4	13:00	8	26:00
	2	13:00	17	110:30
	2	14:00	20	140:00
	3	24:00	26	208:00
Total :	92	214:45	439	1174:00

Officer Development

	Class Count	Total Class Hours	Count of People	Total Man Hours
	1	0:30	1	0:30
	5	5:00	23	23:00
	1	2:00	5	10:00
	1	4:00	7	28:00
	1	5:00	11	55:00
	1	6:30	5	32:30
	1	7:00	3	21:00
	1	40:00	1	40:00
Total :	12	70:00	56	210:00

Physical Fitness

	Class Count	Total Class Hours	Count of People	Total Man Hours
	2	2:00	4	4:00
	1	1:15	2	2:30
	1	1:30	1	1:30
	1	2:00	9	18:00
Total :	5	6:45	16	26:00

Public Education

	Class Count	Total Class Hours	Count of People	Total Man Hours
	1	7:30	6	45:00
Total :	1	7:30	6	45:00

Special Teams

	Class Count	Total Class Hours	Count of People	Total Man Hours
	6	6:00	23	23:00
	5	7:30	23	34:30
	13	26:00	53	106:00
	3	7:30	19	47:30
	1	3:00	4	12:00
	1	6:00	8	48:00
	2	16:00	21	168:00
Total :	31	72:00	151	439:00

This report lists the actual count of Reviewed classes and the class hours, and the number of people who attended those classes and the total Man Hours for each Class Category

	Grand Total Class Count	Grand Total Class Hours	Grand Total People	Grand Total Man Hours
	255	662:45	1258	3176:00

This report lists the actual count of Reviewed classes and the class hours, and the number of people who attended those classes and the total Man Hours for each Class Category



Napoleon Fire & Rescue participated in 36 public education events in 2016. Some of the events included CPR education, fire extinguisher education, station tours, and kids' fest. Napoleon Fire & Rescue personnel find it very rewarding to participate in public education events.

There were four (4) employees trained as American Heart Association CPR instructors.

Napoleon Fire Department

Napoleon, OH

This report was generated on 1/8/2018 10:02:57 AM



Events for Event Type for Event Category for Date Range

EventCategory:C-Prevention/Education | EventType:Prevention-Public Education

DATE	EVENT NAME	CATEGORY	LOCATION	HOURS
04/01/2017	Henry County Healthy Hearts	C-Prevention/Education	Henry County Hospital	3
	Betty Ward			
04/03/2017	CPR Class	C-Prevention/Education	School	2
	Betty Ward			
04/04/2017	CPR for High School	C-Prevention/Education		3
	Betty Ward			
04/05/2017	CPR for High School	C-Prevention/Education		2
	Betty Ward			
04/06/2017	CPR for High School	C-Prevention/Education		2.75
	Betty Ward			
04/07/2017	CPR for High School	C-Prevention/Education		1.75
	Betty Ward			
04/08/2017	Cleanup and inventory from CPR	C-Prevention/Education		3
	Betty Ward			
04/28/2017	Mock Crash	C-Prevention/Education	Henry county fair grounds	1.5
	Russell Fisher, Joel Frey, Benjamin Jones, Cuyler Kepling, Garrett Koketko, Zachary Lyne, Clayton O'Brien, Brady Schaffner, Betty Ward			
05/07/2017	Open Door Festival	C-Prevention/Education	St. Paul's	3
05/19/2017	2nd grade Career day	C-Prevention/Education	Napoleon Elementary	2
05/21/2017	Family Fun Fest	C-Prevention/Education	Presbyterian Church	3
05/29/2017	Memorial Day Parade	C-Prevention/Education	Henry County Fairgrounds	1
06/08/2017	Kidz Fest	C-Prevention/Education	Glenwood Park	4
	Nick Lishewski, John Manley, Clayton O'Brien, Jonah Stiriz, Betty Ward, Tobias Westhoven			

List of events in chronological order for given Category and Type. Displays participants, location, and duration.

DATE	EVENT NAME	CATEGORY	LOCATION	HOURS
06/13/2017	Kinder Campus PR Event	C-Prevention/Education	Kinder Kampus	1
06/14/2017	Fire extinguisher training	C-Prevention/Education	At TMC daycare located at 910 Third St. Would like fire extinguisher training along with general fire safety. Ralph Hall 419-966-3564	2
06/21/2017	Fire Extinguisher Training	C-Prevention/Education	Napoleon Fire Department	2
07/13/2017	Fire Drill	C-Prevention/Education	120 E Maumee	1
09/06/2017	Fire Extinguisher Training	C-Prevention/Education	Henry County Hospital	2
	Chad Born, David Bowen, Benjamin Jones			
09/25/2017	St. Paul Preschool Station Tour	C-Prevention/Education	Napoleon Fire Department	1
09/25/2017	St. Paul Preschool Station Tour	C-Prevention/Education	Napoleon Fire Department	1
09/26/2017	St. Paul Preschool Station Tour	C-Prevention/Education	Napoleon Fire Department	1
09/28/2017	CPR Class for Electric Dept	C-Prevention/Education	Napoleon Fire Department	3
10/04/2017	Napoleon Kindergarten class	C-Prevention/Education	station	3
	Scott Bockelman, Cuyler Kepling, Garrett Kocketko, Brady Schaffner			
10/14/2017	Training Building Open House	C-Prevention/Education	Oakwood Training Facility	6
	Trevor Ashbaugh, Colton Bly, Katie Bly, Scott Bockelman, Daniel Dunlap, Joel Frey, Ryan Kent, Clayton O'Brien, Tyler Reiser, Jonah Stiriz, Betty Ward, Tobias Westhoven, Jamison Wyse			
10/16/2017	Station tour	C-Prevention/Education	preschool/kindergarten class from st. Augustine.	1
	Scott Bockelman			

List of events in chronological order for given Category and Type. Displays participants, location, and duration.

DATE	EVENT NAME	CATEGORY	LOCATION	HOURS
10/19/2017	Flre extinguisher training	C-Prevention/Education	2525 oakwood ave. Core Residential	0.75
	Garrett Koketko			
10/30/2017	Firefighter Phil	C-Prevention/Education	St Augustine School	1
	Chad Born, David Bowen, Benjamin Jones, Nick Lishewski, Tobias Westhoven			
10/30/2017	Firefighter Phil	C-Prevention/Education		1
	Chad Born, David Bowen, Benjamin Jones, Nick Lishewski, Tobias Westhoven			
11/03/2017	CPR for PD	C-Prevention/Education	1900 hrs Napoleon FD	1.5
	Garrett Koketko, Brady Schaffner			
11/03/2017	Firefighter Phil	C-Prevention/Education	St. Paul Lutheran 9am	1
	Scott Bockelman, Laila Jamaledin, Cuyler Kepling, Garrett Koketko, Brady Schaffner			
11/03/2017	Firefighter Phil	C-Prevention/Education	St John Lutheran School	1
	Scott Bockelman, Laila Jamaledin, Cuyler Kepling, Garrett Koketko, Brady Schaffner			
11/10/2017	Trunk or Treat	C-Prevention/Education	St Paul Lutheran	1
11/20/2017	CPR for PD	C-Prevention/Education	Napoleon FD	2.5
	David Bowen			
11/21/2017	CPR for PD	C-Prevention/Education	12:30 hrs Napoleon FD	1.5
	Chad Born, Brady Schaffner			
11/21/2017	CPR for PD	C-Prevention/Education	2100 hrs Napoleon FD	1.5
	Chad Born, Brady Schaffner			
12/08/2017	CPR for PD	C-Prevention/Education	0700 hrs Napoleon FD	3
	David Bowen			

List of events in chronological order for given Cagetary and Type. Displays participants, location, and duration.

2017 Goals Accomplished

In 2017 the Napoleon Fire and Rescue department seen the most calls for service in its history answering 1,592.

The top priorities for the department in 2017 were training, community outreach, and apparatus replacement.

Training remained a focus during 2017. The department did not experience as many new hires as it did in 2015 or 2016, therefore, the training was focused on building upon our current best practices.

Fire inspections and our new website were our main sources of community outreach. The department completed a total of three hundred and sixty (360) fire inspections. Fire Inspections provide valuable information for both the fire inspector, firefighter, and business owner. These inspections are geared toward education and keeping our city safe. Our new department website went live in 2017. The website provides information on a variety of things the fire department offers the community. Please visit www.napoleonfire.com to see the full website.

Apparatus replacement was a focus for 2017. The fire departments master plan included replacement of two older pickup trucks within the fleet. One truck was replaced with a 2500 GMC Sierra and the other truck was replaced with a Chevy Tahoe. The GMC will serve as the departments fully equipped truck to be used as our brush fire truck, pull the trailers, and plow snow. The Chevy Tahoe will be used as a command vehicle. The command vehicle is used by the incident commander to operate and command fire and rescue scenes. The previous command car will be used as a support vehicle. Support vehicles have many functions including a chase vehicle to assist on medical calls, complete fire inspections, and any other need deemed necessary by the department.

2018 Goals and Objectives

The goals for 2018 are to continue to build on relations within our city, complete a community risk reduction plan, and update the department's current strategic plan.

A community risk reduction plan is a comprehensive plan to identify risks within our city, and how the fire department can reduce this risk.

The fire department's strategic plan was last updated in 2014 and was a four-year plan. The plan has served the department well, but will need to be updated to ensure the department is keeping up with the always changing fire service.